

420*285MM

210x285mm

210x285mm

210x285mm


210x285mm



Pickup Truck Front Bumper

For 2013-2018 Dodge Ram

(1)Contents:



Notes


- Read this instruction carefully before starting installation.
- Proper tools will improve the quality of installation and reduce the time required.
- Please contact us if missing parts or any damage found.

(2)Installation time: About 1 hour, 2-3 people may be needed.


Installation Instruction

1 Step1 Assemble the bumper.


(1)Connect the PART B1, B2 and A, with 6 of F1, F2&F4, and 12 of F3.



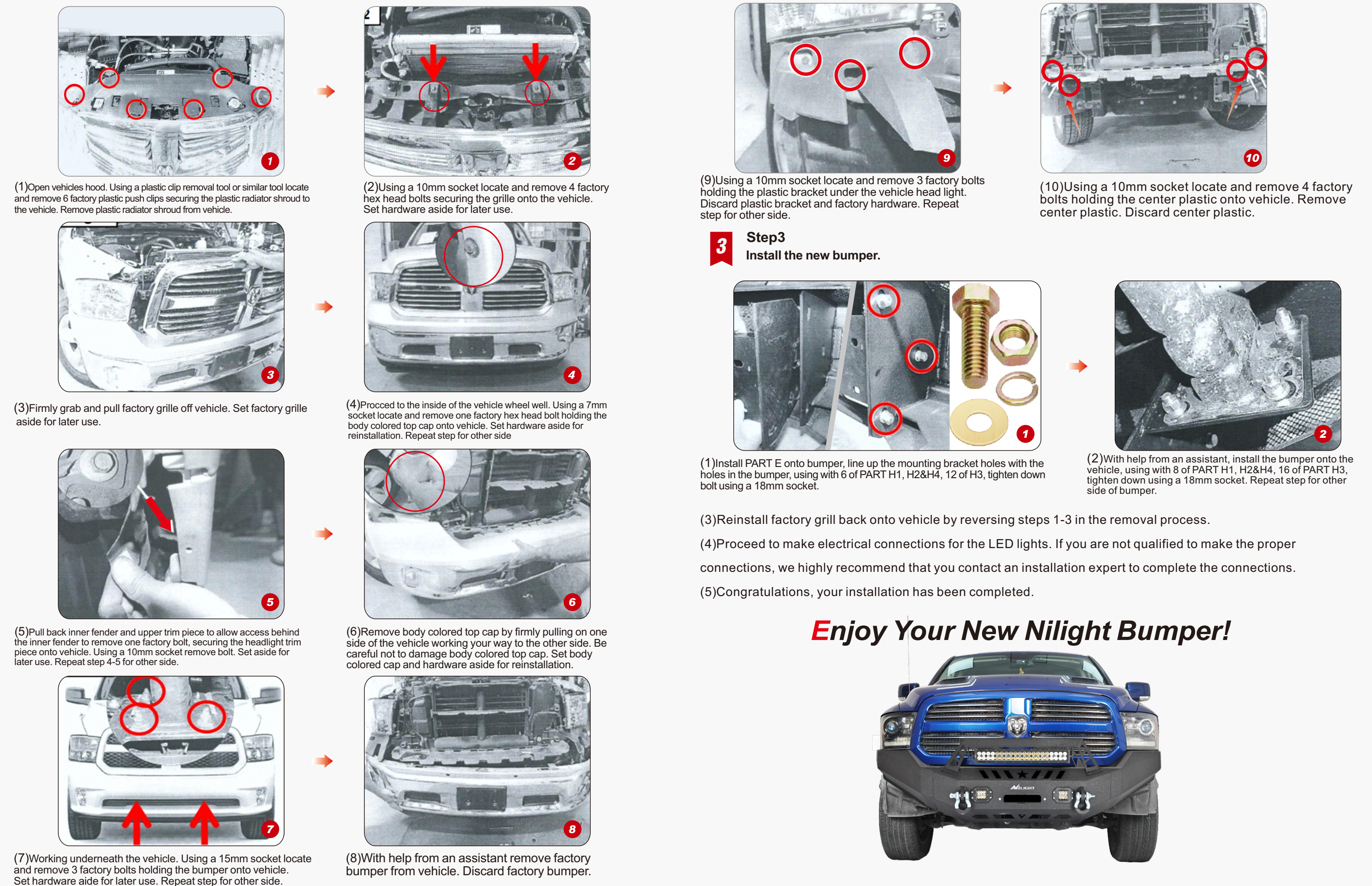
(2)Install the PART C, with 6 of G1, G2, G3&G4.



(3)Install the PART D



2 Step2 Remove the factory OEM bumper.



Enjoy Your New Nilight Bumper!

